

# **10 Top Photography Composition Rules**

# Rule of Thirds




*Notice how the building and horizon are aligned along rule-of-thirds lines.  
Image by Trey Ratcliff.*

# Balancing Elements



*Here, the visual "weight" of the road sign is balanced by the building on the other side of the shot.  
Image by Shannon Kokoska.*


# Leading Lines



*The road in this photo draws your eye through the scene. Image by Pierre Metivier.*




# Symmetry and Patterns



*The symmetry of this chapel is broken by the bucket in the bottom right corner.  
Image by Fabio Montalto.*

# Viewpoint



*The unusual viewpoint chosen here creates an intriguing and slightly abstract photo. Image by [ronsho](#).*



# Background



*The plain background in this composition ensures nothing distracts from the subject.  
Image by Philipp Naderer.*

# Depth



*Emphasise your scene's depth by including interesting subjects at varying distances from the camera.  
Image by [Jule Berlin](#).*



# Framing




*Here, the surrounding hills form a natural frame, and the piece of wood provides a focal point.  
Image by Sally Crossthwaite.*

# Cropping



*Cut out all unnecessary details to keep keep the viewer's attention focused on the subject.  
Image by Hien Nguyen.*

# Experimentation



*Digital photography allows us to experiment with different compositions until we find the perfect one.  
Image by Jule Berlin.*